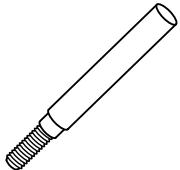

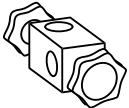
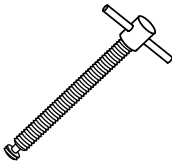







Thank you for purchasing the Cast Iron Block With V Groove.
Please attach components to the block body as shown in the diagram below.

PART IDENTIFICATION

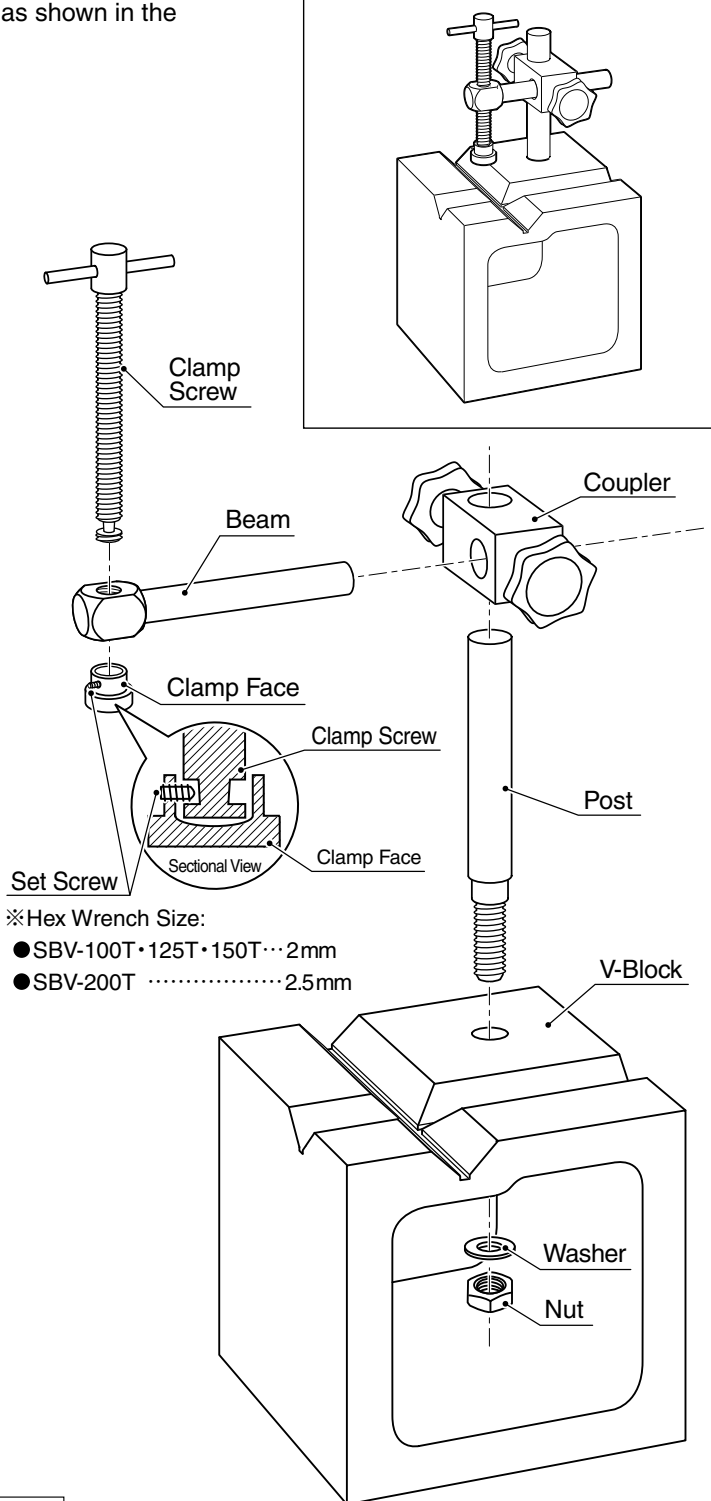
Part Diagram • Name	Qty
 Post	1
 Beam	1
 Coupler	1
 Clamp Screw	1
 Clamp Face	1
 Washer	1
 Nut	1

⚠ Warning: Do not use if parts are missing.
Contact place of purchase for replacements.

⚠ WARNING

- Make sure all mounting screws are tight before use.
- Use only for intended application. Improper use may cause accident or injury.

ASSEMBLED DRAWING



SK Niigata seiki Co., Ltd.

6-15-22, Tsukanome, Sanjo, Niigata, Japan, 955-0055
Tel.: +81-256-31-5660 Fax.: +81-256-39-7730
MAIL: intl.sales@niigataseiki.co.jp
URL: http://www.niigataseiki.co.jp
I262-K