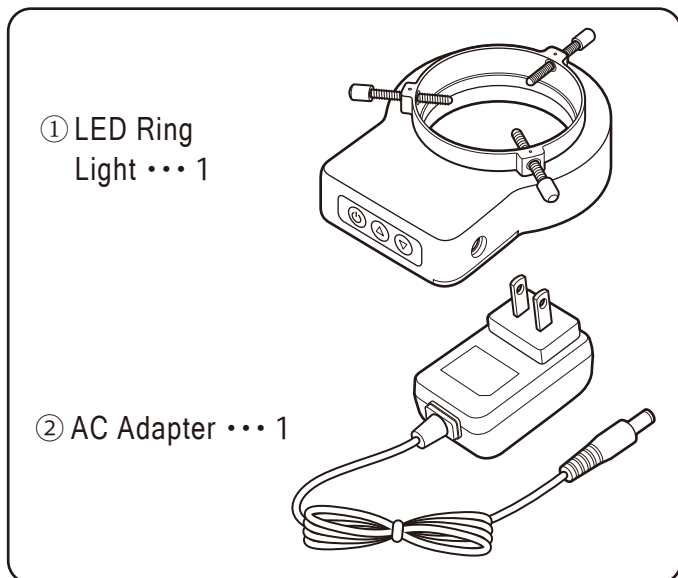


LED RING LIGHT L-21D

Instruction Manual

Thank you for purchasing the L-21D LED Ring Light microscope illuminator.
Please read this manual thoroughly before use for proper operation and a long service life.

■ PACKAGE CONTENTS ※Please check upon receipt



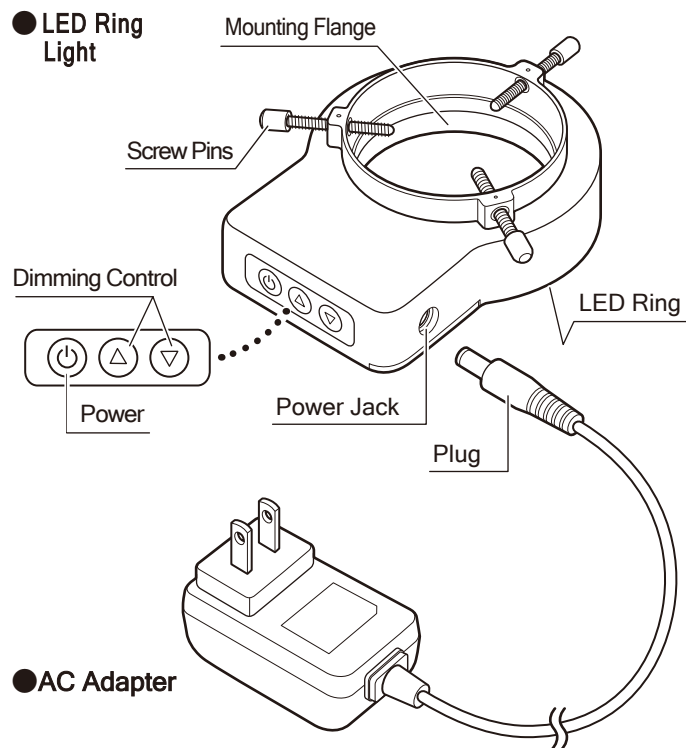
■ SPECIFICATIONS

Power Supply	AC100-240V 50/60Hz (AC Adapter included)
Power	~3W
Bulb	21x White LED
Color Temp.	~5,000K (daylight)
Illuminance	~280 ~3,400 lx (Measured at distance of 100 mm)
Mount Diam.	φ 25 to φ 65mm
Mass of Light	~112g
Light Dimensions	124×97×33mm
AC Adapter Cord	~1.5m
Accessories	AC Adapter (Output: DC12V)

⚠ CAUTION

- Do not use when electronics or Light is covered with cloth or paper.
- Do not pull or twist power cord; may cause failure or electric shock.
- Do not disassemble or modify; may cause overheating, failure, or fire.
- Use only for intended purpose. Misuse may cause accident or injury.
- Due to product enhancements, illustrations may vary from actual product.

■ PART IDENTIFICATION



■ MOUNTING ※Follow the steps for proper installation on microscope.

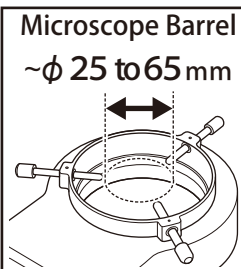
Insert the Ring Light onto the microscope barrel or Mounting Attachment. Secure by uniformly tightening the three Screw Pins.

For models with straight sided lens barrel ... No Mounting Attachment (adapter) required

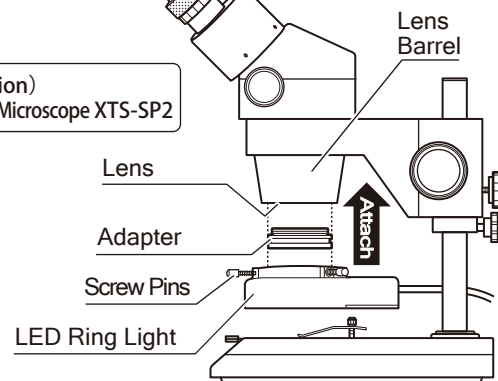
Insert the ring light directly onto the microscope and secure with the Screw Pins.

For models with tapered lens barrel ... Mounting Attachment required

Insert the ring light onto the adapter.



Ex. Installation)
Stereo Zoom Microscope XTS-SP2



Seiki Niigata Seiki Co., Ltd.

5-3-14, Tsukanome, Sanjo, Niigata, Japan, 955-0055
☎ +81-256-33-5522 FAX : +81-256-33-5518
MAIL: intl.sales@niigataseiki.co.jp
URL: <http://www.niigataseiki.co.jp>

E1126-Q

19051000