

Thank you for purchasing the LED Lighted Inspection Mirror - L Type
Please read this manual thoroughly before use for proper operation.

FEATURES

- ◆ LED bulb – battery lasts ~8 times longer than for a krypton bulb.
- ◆ Flexible end (~100mm) can be positioned freely.
- ◆ Telescoping center section can be extended to ~370mm.
- ◆ ϕ 100mm round inspection mirror for wide visibility.

USES

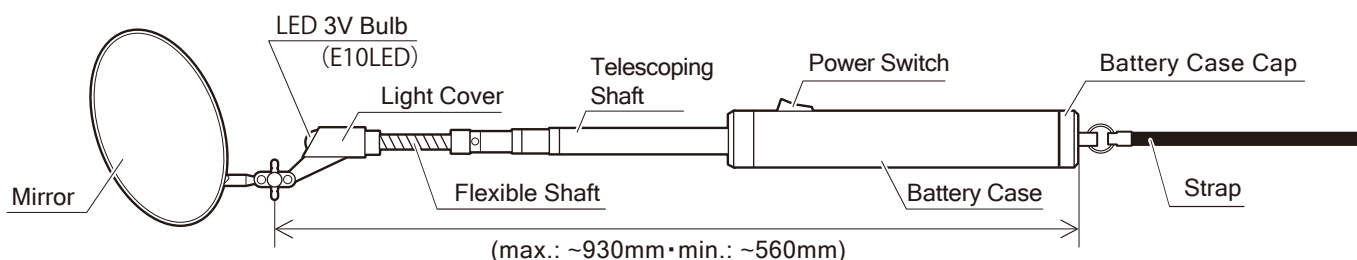
- ◇ Inspect inside or behind equipment even in poor lighting. Use mirror to see behind obstacles.
- ◇ Easily positioned light and mirror for quick inspections.
- ◇ Remove the mirror and use the light for inspecting in tight spots.

SPECIFICATIONS

Length (excluding mirror)	Max.	~930mm	Power	2x "C" Batteries
	Min.	~560mm	Weight	approx. 420g※ ¹
Mirror	Flat mirror: ϕ 100 round		Accessories	2x "C" Batteries (for test) ※ ²
Light	LED 3V E10LED (3V 90mA)			1x Protective film for mirror

※1 : Weight includes two "C" size batteries.

※2 : Batteries included for testing. Please replace with new batteries before use.



BULB REPLACEMENT

- Remove the white light cover by turning counter-clockwise to access the bulb.
- ※ Product comes with LED bulb, but can also use any 3~2.5V E10 type bulb.

BATTERY REPLACEMENT

- Rotate the Battery Case Cap as shown in Figure 1 to remove the old batteries.
- Insert the new batteries as shown in Figure 2, and replace the cap by turning clockwise. Make sure the cap is on tight.

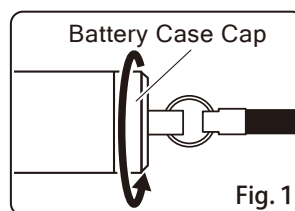


Fig. 1

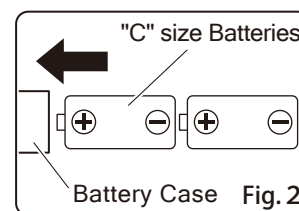


Fig. 2

NOTES

- If light does not go on when switch is turned on, please check the following:
 - Batteries may not be oriented properly. Please reinsert the batteries referring to figure 2 under "Battery Replacement" above.
 - The bulb may be loose. Please check and tighten.
- Extending or sliding the telescoping shaft with too much force may cause failure.
- Do not twist the flexible shaft too tightly, it may not return to original position.
- Light is not waterproof. Please do not expose to moisture or use outdoors in wet weather.
- To prevent accident or injuries, only use product for intended purpose.

※ Specifications may change without notice due to product improvements and updates.

SK Niigata Seiki Co., Ltd.

6-15-22, Tsukanome, Sanjo, Niigata, Japan 955-0055

TEL: +81-256-31-5670 FAX: +81-256-39-7730

MAIL: intl.sales@niigataseiki.co.jp

URL <http://www.niigataseiki.co.jp>