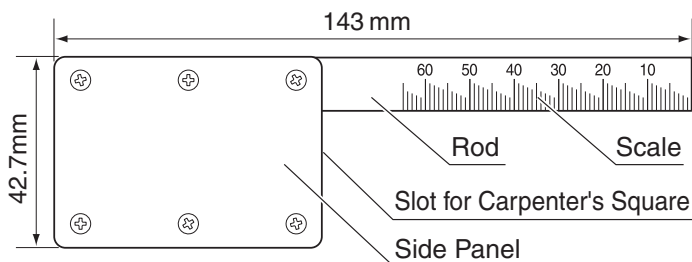


Thank you for purchasing the Hole-Man (Manhole depth measuring adapter).
Please read this manual thoroughly for proper use.

■ PARTS IDENTIFICATION



■ SPECIFICATIONS

※Outline Dimensions

- Thickness: 5.5mm
- Instrument Error: ± 0.2 mm
- Material: Stainless Steel
- Maximum Measurement:
Case ①...65mm
Case ②...(length of mounted square) — 143mm

■ APPLICATIONS • SK Square Mounting

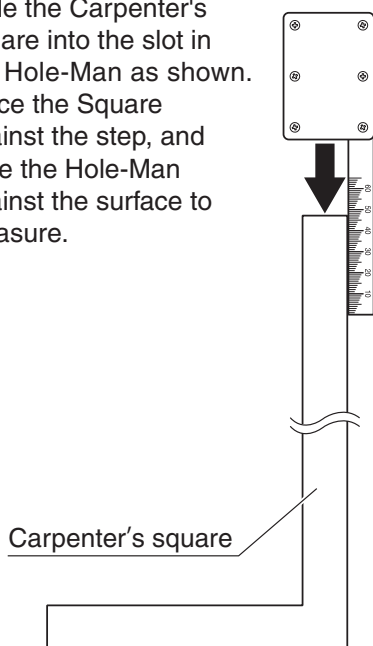
※Carpenter's Square sold separately

- Measurement instrument for measuring height of step in road at manholes, storm drains, etc.
- Mount on carpenter's square to use.

Model Name	Model No.	Size (mm)			
		Length	Length	Width	Thickness
Satin Steel Square, Kaidan Scale	MT-30KD	320	160	20	2.0
	MT-50KD	520	260		
Satin Steel Square	MT-30	320	160		
	MT-50	520	260		

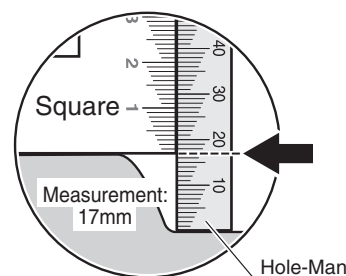
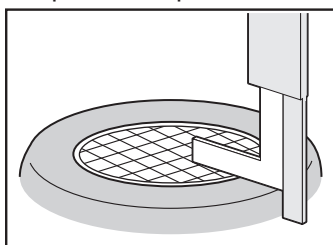
■ MOUNTING • HOW TO USE

- Slide the Carpenter's square into the slot in the Hole-Man as shown.
- Place the Square against the step, and slide the Hole-Man against the surface to measure.



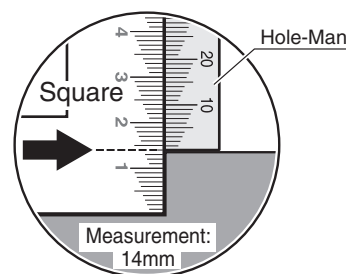
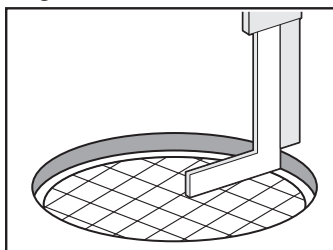
<Case: ①>

Read the **Hole-Man scale** where it meets the edge of Carpenter's square.



<Case: ②>

Read the **Measurement off the Carpenter's Square** at the edge of the Hole-Man.



⚠ PLEASE NOTE

- This is a precision measuring instrument, Do not drop or subject to strong force.
- To prevent corrosion of measuring surface, clean off any dirt and apply anti-rust oil after use.
- Keep in an environment with minimal humidity or changing temperatures.
- Use only as directed.

SK Niigata seiki Co., Ltd.

6-15-22, Tsukanome, Sanjo, Niigata, Japan, 955-0055
Tel. : +81-256-31-5660 Fax. : +81-256-39-7730
MAIL: intl.sales@niigataseiki.co.jp
URL: http://www.niigataseiki.co.jp